

"3D-S" Series by

The **SERVICEABLE** Machine

**Greater
Door
Clearance**
Wash Taller Wares

(Dual Screens)
Protect intake of pump.

(Quick Service Pump)
Pump slides forward
providing for easier repair.



(Swift Plumbing Removal)
All plumbing is connected
using zero-interference
Stainless/Terelene Couplers.



AFC-3D-S
Corner outside
sump with built-in
scrap accumulator



(Air Gap Fill)
Eliminates the need for check
valves and vacuum breakers.



(20.5" Door Clearance)
Perfect for pizza
applications.



(Diagonal Scrap Trap)
Provides easy screen removal
in both corner and pass-
through models

Save time and money by reducing labor.
You can now machine wash that which was once washed by hand.

At American Dish Service, Quality People, Designs,
and Products have been the foundations of our
organization for over **45 years**.

www.americandish.com



American Dish Service
Manufacturers of Ware Washing Equipment

900 Blake Street Edwardsville, KS 66111-3820 **Toll Free (800) 922-2178** **Phone (913) 422-3700** **Fax (913) 422-6630**

"3D-5" Series

(Additional Options)
Also available with solid chemical dispensing



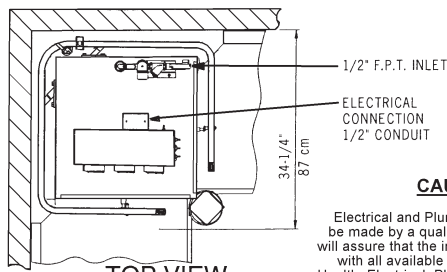
(Stainless Steel Spray Bases, Bayonets and Manifold Couplings)
Allows for quick release spray arm removal for ease of cleaning



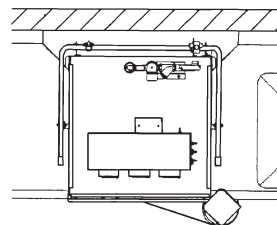
AF-3D-S

Pass-thru outside sump with built-in scrap accumulator

- **Convertible Design**
- **Great door Clearance 20.5"**
- **Quick Service 1 1/2 HP pump**
- **Quick release Spray Arms**
- **Stainless Steel Air Gap**
- **Run indicator light**
- **Simple to clean**
- **Available with solid chemical dispensing**



TOP VIEW
CORNER APPLICATION



TOP VIEW
IN-LINE APPLICATION

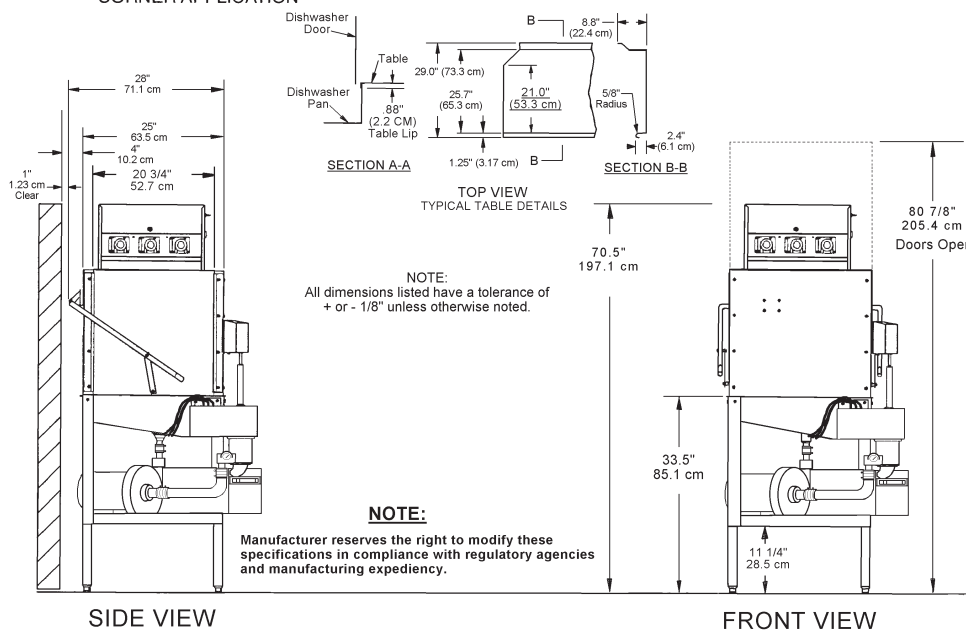
CAUTION:
Electrical and Plumbing connections must be made by a qualified Service Person who will assure that the installation is in compliance with all available federal, state, and local Health, Electrical, Plumbing, and Safety codes.



WWW.Americandish.com

MODEL 3D-S SPECIFICATIONS

	FAMILY MODELS	AH-3DS
	AF-3DS	AHC-3DS
	AFC-3DS	AHC-3DS
RATED CAPACITY (Racks/Hr.)	37	23
WASH TIME (Sec.)	45	75
RINSE TIME (Sec.)	30	60
DWELL (Sec.)	15	15
TOTAL CYCLE TIME (Sec.)	90	150
WATER TEMPERATURE (Supply)	120 F Min. 49 C Min.	
WATER CONSUMPTION	2.2 Gal's Per Cycle 8.3 Lit's Per Cycle	
MOTOR	1.5 HP 1.125 KW	
ELECTRICAL RATINGS	115 Volts Single Phase	
	Connect to Supply Source using 10-12 AWG copper wires. Circuit Protection: 20 AMP Circuit Breaker or Fuse with a 20 AMP Rating.	
RACK SIZE	19-3/4" x 19-3/4" 50.2 cm x 50.2 cm	
DOOR CLEARANCE	20-3/4" x 20-1/2" 52.7 cm x 52.1 cm	
WATER INLET	1/2" FPT	
DRAIN (Scrap Trap)	2" Pipe	
HEIGHT (Door Open)	80-7/8" 205.4 cm	
HEIGHT (Door Closed)	70-1/2" 179.1 cm	
WIDTH (Overall)	33-1/2" 85.1 cm	
WIDTH (Table to Table)	25" 63.5 cm	
DEPTH (Overall)	34-1/2" 86.9 cm	
SHIPPING WEIGHT	312 lb. 141.5 kg	
SHIPPING DIMENSIONS	36"L x 36"W x 78"H 91.4 cm x 91.4 cm x 198.1 cm	



Effective: 10/02

©10/2002

ADS has built a strong history based on Customer Service, Quality and Reliability. A Commitment to Excellence is the driving force behind American Dish Service.

WARNING: Cancer and Reproductive Harm - www.P65Warnings.ca.gov