

# Model 5-CD



## Corner Double

**Unique corner design increases ware-washing production where space is limited**

### STANDARD FEATURES

- Top mount control cabinet
- Onboard chemical pumps
- Dual screens protect pump
- Delivers sparkling results



This Double Duty Model fits into the corner of your Dishwashing area and washes 74 Racks per hour.

© American Dish Service

900 Blake Street | Edwardsville, Kansas, 66111  
Phone: 913.422.3700 | Toll-Free: 800.922.2178 | Fax: 913.422.6630  
orders@americandish.com | [americandish.com](http://americandish.com)

For detailed specifications, go to  
[www.americandish.com](http://www.americandish.com)

# Model 5-CD

## Corner Double

**Unique corner design increases ware-washing production where space is limited**

- Processes 74 racks an hour – doubles production
- 20 1/2" door clearance – cleans larger ware
- Stainless steel air gap – no leaking back flow preventers
- Quick release spray arms – eases cleaning
- Built-in scrap accumulator – protects drain lines
- 1 1/2 HP wash pump – delivers sparkling results
- Right or left corner operation – gives you options
- Onboard chemical pumps – nothing to mount on wall
- Auto start with door safety switch – speeds operation
- De-lime switch – aids in cleaning machine
- Dual screens protect pump – keeps jets and pump clean
- Optional low chemical alarms – insures clean, sanitary ware



## Model 5-CD Specifications

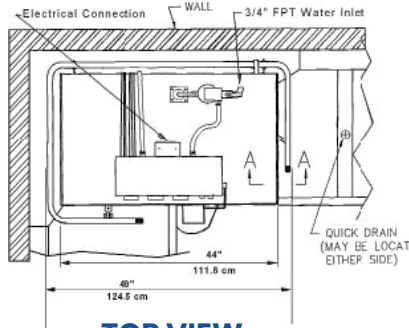
U.S. REGISTERED PATENTS

Rated Capacity (Racks per Hour) . . . . .	74	56	46
Wash Time (Sec.) . . . . .	50	60	75
Rinse Time (Sec.) . . . . .	30	45	60
Dwell (Sec.) . . . . .	15	15	15
Total Cycle Time (Sec.) . . . . .	90	120	150
Wash Tank Capacity . . . . .	3.2 Gal. (12.10 Liters)		
Water Temperature, Wash . . . . .	120.0° F (49° C)		
Water Consumption per Cycle. . . . .	3.2 Gal. (12.10 Liters)		

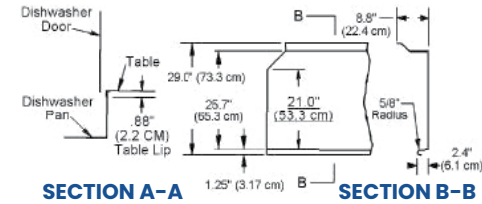
Wash Motor . . . . .	1.5 HP
	1.125 KW
Electrical Ratings . . . . .	115 Volts
	Single Phase
	20 Amps

Connect to Supply Source using 10-12 AWG Copper wires using non-time delay fuse of 20 amp rating or 20 amp circuit breaker.

Rack Size (2) . . . . .	19.75" x 19.75" (50.2 cm x 50.2 cm)
Door Clearance . . . . .	20.5" x 21" (52.07 cm x 53 cm)
Water Inlet . . . . .	0.5" F.P.T.
Drain (Scrap Trap) . . . . .	2.0" Pipe
Height (Doors Open) . . . . .	79.875" (202.9 cm)
Height (Doors Closed) . . . . .	71.25" (181 cm)
Width (Overall) . . . . .	49" (124.5 cm)
Depth (Overall) . . . . .	34" (86.4 cm)
Shipping Weight . . . . .	410 Lbs. (186 kg)
Shipping Dimensions . . . . .	.60" L x 36" W x 78" H (152.4 cm x 91.4 cm x 198.1 cm)



**TOP VIEW**



**SECTION A-A**

**SECTION B-B**

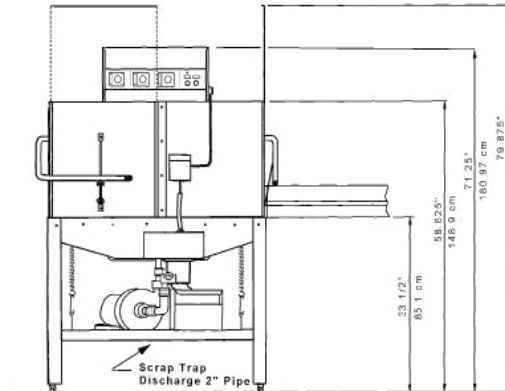
**CAUTION:**

Electrical and Plumbing connections must be made by a qualified Service Person who will comply with all available federal, state, and local Health, Electrical, Plumbing, and Safety Codes.

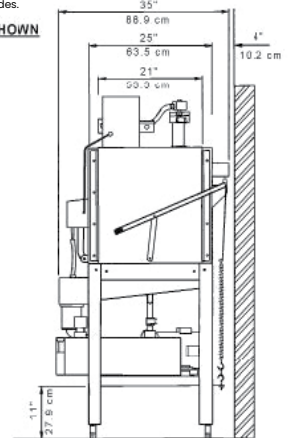
**TOP VIEW**

Typical Table Details

**NOTE: LEFT FRONT ENTRY SHOWN**



**FRONT VIEW**



**SIDE VIEW**

Manufacturer reserves the right to modify these specifications in compliance with regulatory agencies and manufacturing expediency.

Effective 2/2023

**Warning:** Cancer and Reproductive Harm - [www.P65Warnings.ca.gov](http://www.P65Warnings.ca.gov)



**American Dish Service™**  
Manufacturers of Ware Washing Equipment



**© American Dish Service**

900 Blake Street | Edwardsville, Kansas, 66111  
913.422.3700 | Toll-Free: 800.922.2178 | Fax: 913.422.6630  
[orders@americandish.com](mailto:orders@americandish.com) | [americandish.com](http://americandish.com)